

F000 180 L = 3,00m

F000 181 L = 2,50m

F000 182 L = 2,00m


F000 183 L = 1,50m

F000 184 L = 1,00m


F000 185 L = 0,75m

F000 186 L = 2,50m

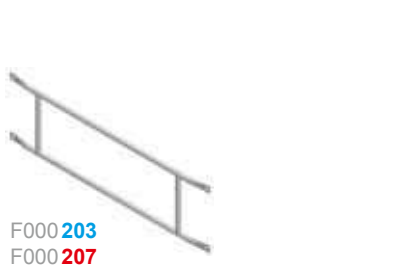
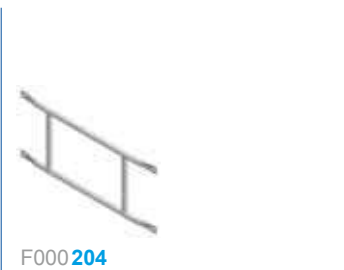
F000 187 L = 1,50m



F000 200


 F000 201
F000 206


F000 202


 F000 203
F000 207


F000 204



F000 205

Art.-Nr.	Bezeichnung	Abstand Lochmitte-Lochmitte	Ge- wicht	Preis/Stück	
				Netto	Brutto
			kg	€	€
F000180	Geländerstange Stahl 3,00m	LM-LM 2995 mm	5,00	40,00	47,60
F000181	Geländerstange Stahl 2,50m	LM-LM 2495 mm	4,00	35,00	41,65
F000182	Geländerstange Stahl 2,00m	LM-LM 2057 mm	3,40	30,00	35,70
F000183	Geländerstange Stahl 1,50m	LM-LM 1495 mm	2,60	25,00	29,75
F000184	Geländerstange Stahl 1,00m	LM-LM 995 mm	1,80	22,50	26,78
F000185	Geländerstange Stahl 0,75m	LM-LM 745 mm	1,40	22,50	26,78
F000186	Geländerstange Alu 2,50m	LM-LM 2495 mm	1,50	30,00	35,70
F000187	Geländerstange Alu 1,50m	LM-LM 1495 mm	1,00	25,00	29,75
F000200	Doppelgeländer Stahl 3,00m	LM-LM 2995 mm	12,00	150,00	178,50
F000201	Doppelgeländer Stahl 2,50m	LM-LM 2495 mm	10,00	140,00	166,60
F000202	Doppelgeländer Stahl 2,00m	LM-LM 2057 mm	9,00	130,00	154,70
F000203	Doppelgeländer Stahl 1,50m	LM-LM 1495 mm	8,00	120,00	142,80
F000204	Doppelgeländer Stahl 1,00m	LM-LM 995 mm	7,00	110,00	130,90
F000205	Doppelgeländer Stahl 0,75m	LM-LM 745 mm	6,00	100,00	119,00
F000206	Doppelgeländer Alu 2,50m	LM-LM 2495 mm	4,00	85,00	101,15
F000207	Doppelgeländer Alu 1,50m	LM-LM 1495 mm	3,00	70,00	83,30